

# THE REPOSITIONING, STRETCHER, MORTUARY SLING

## The Repositioning, Stretcher, Mortuary Sling

The Sling is designed for use with most patients and is available in one size to Fit All and because it is 100% breathable, can be left behind and under the patient.

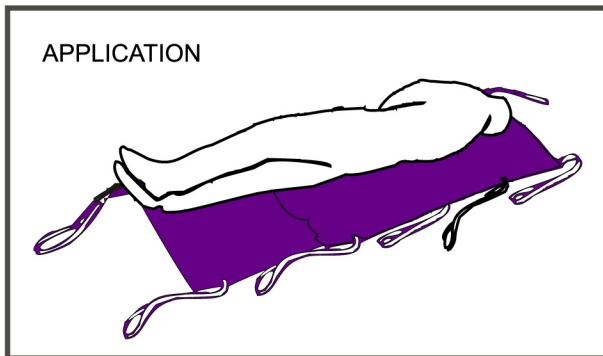
Use the Sling with Confidence in Bathing, Showers and Pools.

As a Repositioning Sling - The Sling can be used to move the patient up and down and can also be used as an aid in turning the patient.

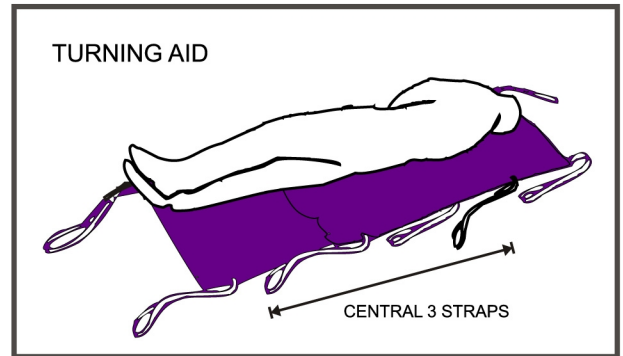
As a Stretcher Sling - The Sling can be used as a "Total Sling" in various applications.

As a Mortuary Sling - The Sling can be used as a "Transport Sling" for use with Cadavers; as a "Cover" and as a "Left-in Place" in Cadaver Storage and on Mortuary and Autopsy Tables.

## PLEASE NOTE: THE SLING MAY ONLY BE FITTED FROM A LYING POSITION



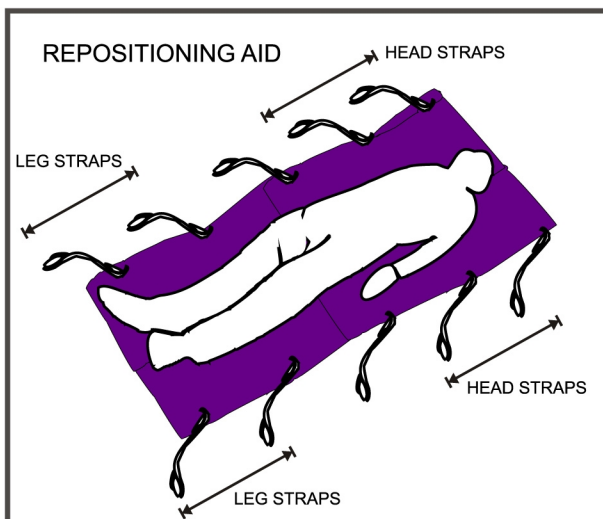
Draw sheet roll the patient onto the sling.  
Straighten and smooth out the sling.



The Sling can be used as an aid in Turning the Patient.

Use any combination of the 3 Central Straps.

Attach any 3 of the Central Straps to the Lifter. Lift the sling up and the Patient should roll to the opposite side of the attachment - see drawing above.



The Sling can also be used as a Repositioning Aid.

To move the patient up the bed, use any combination of the Head Straps. Ensure that both the straps on either side of the sling are used.

To move the patient down the bed, use any combination of the Leg Straps. Ensure that both straps on either side of the sling are used.

Attach the Straps to the lifter and pull up and along, making sure that the position of the lifter is in line with the desired position.